

Project Submittal Package

Project:

Location:

Architect:

General Contractor:

Applicator:



800.755.0825 | 1 Master Wall Ct. Columbus, GA 31907 | masterwall.com/accent



ACCENT STUCCO FINISH

ACCENT® Stucco Finish is a quality textured finish for use over traditional stucco base, One Coat Stucco (OCS), masonry or concrete surfaces. ACCENT® Stucco Finish is available in four different textures and 64 standard colors.

FEATURES & BENEFITS

- Stucco Grade Finish available in Standard Acrylic and Elastomeric Plus versions
- Dirt Pickup Resistant (DPR) 100% Acrylic Polymers
- Integrally Colored with 64 Standard Colors
- Durable Aggregate
- Mold/Mildew Resistant
- Easily applied to all stucco surfaces

Application Temperature: 40°-110°F (5°-43°C) Working Time: 1/4 hr. Set Time: 8-12 hrs. Dry Time: 48-72 hrs. at room temperature, working and drying time will vary with temperature and humidity.

APPLICATION PROCEDURE

Job Conditions - Air and substrate temperature for application of ACCENT® Stucco Finishes must remain within Application Range for a minimum of 24 hours. Provide temporary protection to protect the wall system from damage until permanent flashings, caps and sealants are installed.

Preparation - The substrate must be approved by Master Wall Inc.®, clean, dry, structurally sound and free of efflorescence, oil, grease, form release agents and curing compounds or anything that would affect bond. Painted surfaces are not acceptable and must be removed. Concrete and surfaces should cure for a minimum of 28 days. Stucco should be cured until clean, dry and hard with a pH of 10 or less (typically 14 days), 13 or less if ACCENT® Primer is used.

Mixing - Thoroughly stir ACCENT® Stucco Finish using a heavy duty 1/2" drill at 400 - 500 rpm and a heavy duty mixing paddle. Small amounts of clean, potable water may be added to obtain a workable consistency. To avoid color variations, add the same amount of water to each pail. Do not exceed 24 ounces (0.7 L) of water per pail of finish.

Application — Apply a uniform thickness (about 1/16", 1.6 mm) of ACCENT® Stucco Finish to the substrate using a stainless steel trowel. Spread evenly and then scrape the finish coat down to a thickness no greater than the largest aggregate in the material. Immediately float the finish coat using a plastic float to the desired texture. Always maintain a wet edge to achieve uniformity of texture and color.

Coverage per pail (sf/sm)*

Accent Stucco Swirl:
110-140 sf/pail (10-13 sm)

Accent Stucco Fine Sand and DuroTex
Fine:
160-170 sf/pail (15-15.8 sm)

Accent Stucco Medium Sand and DuroTex
Medium:
120-140 sf/pail (11-13 sm)

Accent Stucco Versatex:
Up to 300 sf/pail (27.8 sm)
smooth but varies with texture

**All coverage is approximate and depend upon substrate, details and individual application*

Packaging/Shelf Life/Storage

Packaging: 5 gallon (19 L) pail
Shelf Life: 2 years

Storage: Protect from extreme heat - 90°F (32°C), freezing and direct sunlight.

FOR PROFESSIONAL RESULTS

1. Apply finish coats away from direct sunlight. Cold joints or color variations can occur if the finish dries too quickly.
2. Consider priming stucco surfaces with ACCENT® Primer to even out finish absorption.
3. Surfaces exposed to the weather must be sloped (6:12 minimum recommended).
4. Under certain conditions dark colors may show efflorescence on the surface during the cure process.
5. Finishes are intended for the approved substrates listed above and are not approved for any EIFS installation.

Clean Up—Tools and equipment can be cleaned with soapy water while the ACCENT® Stucco Finish is still wet.

SAFETY

Avoid contact with eyes or prolonged contact with skin. Wash thoroughly after handling. In case of eye contact, flush immediately with running water for at least 15 minutes. Consult a physician immediately. Do not take internally. Be sure to provide adequate ventilation in enclosed areas. Use of an approved respirator is recommended.

KEEP OUT OF REACH OF CHILDREN

LIMITED WARRANTY

This product is subject to a written limited material or system warranty. Obtain a warranty from the Tech Support tab of our website. Refer to Specifications for more complete information on proper use and handling of this product.



Accent Stucco Swirl



Accent Stucco Fine Sand
Accent DuroTex Fine



Accent Stucco Medium Sand
Accent DuroTex Medium



Accent Stucco Versatex

Information contained in this product data sheet conforms to the standard detail recommendations and specifications for the installation of Master Wall Inc.® products and is presented in good faith. Master Wall Inc.® assumes no liability, expressed or implied as to the architecture, engineering, or workmanship of any project. This information may be concurrent with, or superseded by other applicable documents, such as specifications and details. Contact Master Wall Inc.® for the most current product information. ©2026 Master Wall Inc.®





PRIMER

Quality production grade exterior acrylic primer that helps solidify and protect the stucco surface. Integrally colored Accent Primer helps make finishes brighter and deeper, reduces efflorescence and extends finish coverage rates. Suitable for priming Master Wall® base coats, new stucco, masonry and concrete that has a pH of 13 or less.

FEATURES & BENEFITS

- Tintable sealer/primer with good hiding power
- Hot prime capable for pH 13 or less
- Reduces finish absorption for improved aesthetics and reduced finish color variations
- Recommended for extreme color changes, under very dark, vivid or bright topcoats or when high tier finishing is specified
- Extends finish coverage, required when spraying Superior Finishes and some specialty finishes
- 100% Acrylic Polymers for durability
- Water-based - easy clean up with water

Application Temperature: 40°-110°F (5°-43°C) Dry to touch: 1 hour
Recoat Time: 2 hours Dry Time: 12 hours at room temperature, working and drying time will vary with temperature and humidity.

JOB CONDITIONS

JOB CONDITIONS Air and substrate temperature for application of Accent must be 40°F (5°C) or higher and must remain 40°F (5°C) or higher for a minimum of 24 hours. Provide temporary protection to protect the wall system from damage until permanent flashings, caps and sealants are installed. Store materials within prescribed temperature limits and out of direct sunlight. Working and drying times are based upon normal room temperature conditions and will vary with temperature and humidity.

PREPARATION

The substrate must be approved by Master Wall Inc.®, clean, dry, structurally sound and free of efflorescence, oil, grease, form release agents and curing compounds or anything that would affect bond. Concrete and masonry should be cured a minimum of 28 days, stucco cured a minimum of 7-14 days or surfaces verified to have a pH less than 13.

Coverage per pail (sf/sm)*

1000-1200 sf/pail (93-112 sm)*

**All coverage is approximate and depend upon substrate, details and individual application*

Packaging/Shelf Life/Storage

Packaging: 5 gallon (19 L) pail

Shelf Life: 2 years

Storage: Protect from extreme heat - 90°F (32°C), freezing and direct sunlight.

Substrate Recommendations

Concrete – If preparing for a textured or specialty finish, all projections must be removed and any voids filled with Accent base coat as needed to provide an appropriate surface.

Masonry – If preparing for a textured or specialty finish, skim coat with Accent base coat to achieve a smooth level surface. If joints are not struck flush, multiple coats may be required. Contact Master Wall for more information.

Stucco – If additives were used in the stucco, it is recommended that a test patch be made to evaluate bond strength of the Accent Primer to the stucco.

Accent Base Coats or Finishes, Previously Painted Surfaces, Cement Composition Siding - Install/Apply and prepare according to published guidelines. Surfaces should be clean, dry, cured and ready to receive coatings.

APPLICATION PROCEDURE

Mixing - Thoroughly stir Accent Primer into a homogeneous consistency. Small amounts of clean, potable water may be added to obtain a workable consistency. Do not over mix. Do not exceed 24 ounces (0.7 L) of water per pail. Do not add accelerators or retarders to Accent Primer.

Application - Accent can be applied by brush, roller, or airless spray equipment. When using a roller, a maximum 3/4" (19 mm) nap is recommended. Apply Accent Primer in an even, continuous coat of about 3 mils, maintaining a wet edge.

Airless Spray Application - Pressure 2000 p.s.i., Tip .015- to .019 inch. Spray in a consistent manner or backroll after spraying for a consistent application.

Limitations - Accent is not intended for use as the final finish coat over Accent base coats or stucco.

FOR PROFESSIONAL RESULTS

Apply coatings away from direct sunlight. Cold joints or color variations can occur if the finish dries too quickly. Under certain conditions dark colors may show efflorescence on the surface during the cure process.

Surfaces exposed to the weather must be sloped (6:12 minimum recommended). Use of dark colors in high temperature climates should be considered and may increase the visibility of efflorescence.

CLEAN UP

Tools and equipment can be cleaned with soapy water when Accent Primer is wet.

Health & Safety

Hazard: This chemical is not considered hazardous according to the OSHA Hazard Communication Standard 2012 (29 CFR 1910.1200).

VOC: Less than 50 g/L.

Approved Substrates

Accent Base Coats

Stucco

Brick

Masonry

Concrete

Interior Drywall

Previously painted surfaces with bond test

Others approved in writing

Warning: KEEP CONTAINER CLOSED WHEN NOT IN USE. KEEP OUT OF THE REACH OF CHILDREN. NOT FOR INTERNAL CONSUMPTION. FOR INDUSTRIAL USE ONLY. Consult the Safety Data Sheet (SDS) in the Products section at masterwall.com for further health and safety information.

LIMITED WARRANTY This product is subject to a written limited material or system warranty. Obtain a warranty from the Tech Support tab of our website. Refer to Specifications for more complete information on proper use and handling of this product.

Information contained in this product data sheet conforms to the standard detail recommendations and specifications for the installation of Master Wall Inc.[®] products and is presented in good faith. Master Wall Inc.[®] assumes no liability, expressed or implied as to the architecture, engineering, or workmanship of any project. This information may be concurrent with, or superseded by other applicable documents, such as specifications and details. Contact Master Wall Inc.[®] for the most current product information. ©2026 Master Wall Inc.[®]



The Accent logo features a blue square with a white 'A' containing an accent mark, followed by the word 'ACCENT' in white serif font on a black background.

ÁCCENT[®]

The Accent logo features a blue square with a white 'A' containing an accent mark, followed by the word 'ACCENT' in white serif font on a black background.

ÁCCENT[®]


800.755.0825 | 1 Master Wall Ct. Columbus, GA 31907 | masterwall.com/accent

SUPERIOR COLOR SELECTOR




Superior Color Selector


All colors shown here are intended to show approximate color of the finish. Do not use this color chart as the final selection as colors are affected by age, texture, lighting conditions, heat and application processes. Color swatches will vary in color and finish to the actual product due to jobsite conditions and methods of applications.




#420 White



#840 White




#108 Burns White




#143 White Waters




#461 Pampas White



#301 China White



#609 Linen



#101 Polar White



#413 Amarillo White




#206 Natural White



#482 Magnolia White



#406 Silver Fox



#22 Kool



#106 Sky



#505 Pearl Gray



#504 Oyster Gray



#102 Seamist



#340 Mockingbird



#380 Mountain Haze



#368 Driftwood




#360 English Fog



#403 Weathered



#150 Iris



#330 Dove Gray



#310 Ash



#210 London White



#464 Lunar



#104 Clay



#933 Stow



#522 Antique Ivory



#559 Mellow



#611 Flax



#610 Dutch Cream



#400 Creme



#460 Amarillo



#107 Beach Sand



#208 Sandle Beige



#500 Egg



#463 Calvary



#402 Par



#475 Chalk



#473 Truffle



#155 Tripoli Tan



#105 Gillam



#613 Boca Raton



#660 Taupe



#606 Fuzzy Peach



#341 Silky White



#410 Beech



#120 Salmon



#408 Sandlewood



#909 Victorian



#934 Pebble Sand



#180 Beige



#618 Light Beige



#372 Soft Plum



#900 Adobe



#616 Tan



#930 Pink Champagne



#227 Brown



#517 Wooden Oar



#920 Pine Cone



#927 Scarlet Red



#646 Sage

Actual color selection should be made from a 1'x1' sample of each color, texture and finish made by the applicator who is actually completing the project.



Accent Stucco Products

5 Year Limited Warranty

Master Wall Inc.® warrants the properly designed and installed Master Wall Inc. materials for 5 years from the date of installation. Master Wall Inc.'s exclusive liability under this warranty is to supply replacement materials, if it is shown that the materials supplied by Master Wall Inc., were defective when installed by the Master Wall Inc. certified applicator. Remedies shall be solely determined by Master Wall Inc. and no other warranties are expressed or implied. For a valid warranty, the system and products must be installed in accordance with Master Wall Inc.'s written recommendations, specifications, details, bulletins and other project-specific written recommendations. Master Wall Inc. must be notified in writing within 30 business days of the original discovery of the defect.

Master Wall Inc., is not responsible for structural conditions, design conditions beyond those noted in our literature, architecture, engineering or workmanship of any project. This warranty does not cover failures or defects which are due to the failure on any building component, materials not manufactured or sold by Master Wall Inc. This warranty does not cover failures or defects resulting from improper installation of the products or workmanship, improper storage, abuse, vandalism, damage from accidental causes or negligence by any person, thermal movement, structural movement, structural failure, acts of God, engineering or design deficiencies, or defective or insufficient caulking.

Abuse, misuse, excessive weather or environmental conditions beyond what the products or systems have been tested, designed or approved for is expressly limited. Certain colors with organic pigments are less fade-resistant than others. The building, system and products must be properly maintained in accordance with Master Wall Inc., documents, local environmental conditions and good building practices. In no case is Master Wall Inc. responsible for incidental and consequential damages.

This warranty becomes effective only when all bills for the components of the system have been paid.

Except as stated, Master Wall, Inc., expressly disclaims any warranty of merchantability or fitness for a particular purpose. The above remedies are to be deemed exclusive.

Project:

Applicator:

Warranty Date:

***This is not the final warranty.
For a valid warranty fill out a
warranty request under Tools
and Technical at
masterwall.com. Warranties
are not valid until issued.***