



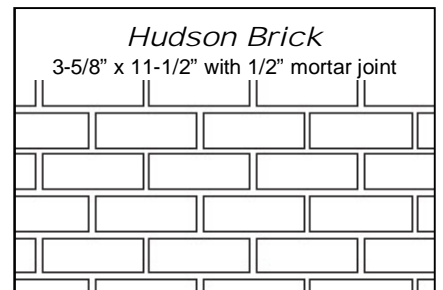
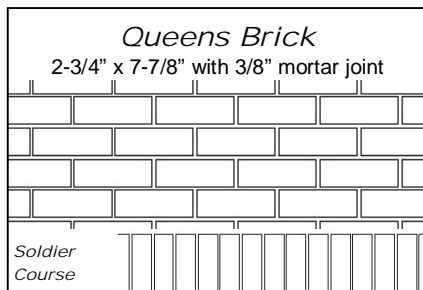
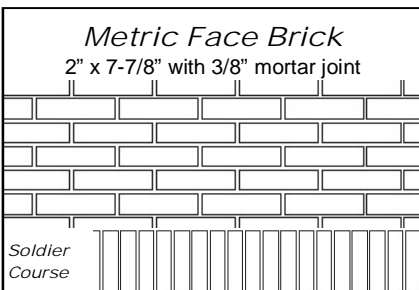
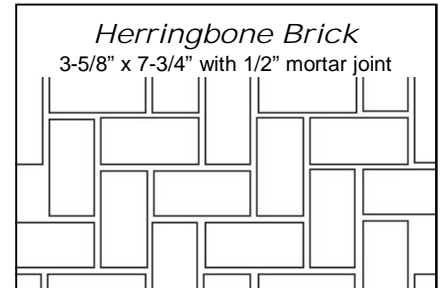
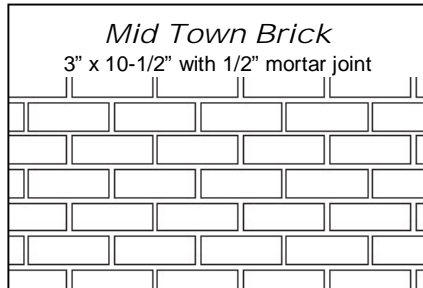
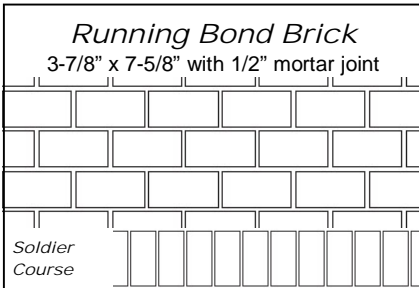
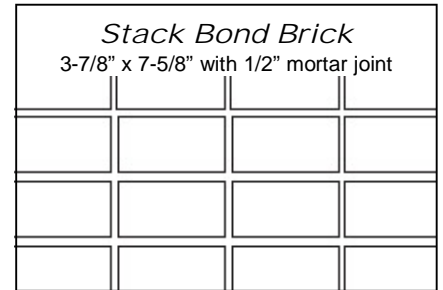
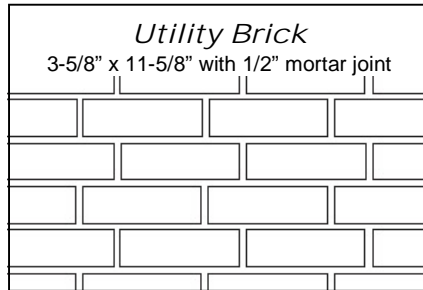
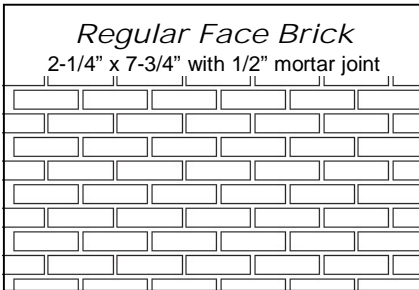
Customized Brick and Texture Application



- Interior or Exterior
- Create brick or stone looks
- Applies over EIFS, Stucco or other approved substrates
- Light weight, no extra footings needed
- Your choice of mortar and brick colors

Now you can create your own brick texture finish using Master Wall Superior Finishes. The choice is yours with this highly customized brick finish and you can vary the finish textures, mortar colors and accent techniques using Vintique. Create your custom look today!

Common Patterns



Custom patterns also available



Brick look finishes are becoming a popular method of finishing off EIFS or stucco projects. They can offer an effective representation of brick or stone without the weight or difficulty of installation. Of course, much is dependent upon the skill and creativity of the applicator.

The Steps

The steps involved are relatively simple. If the installation is over EIFS, the wall must be meshed and base coated, ready for finish. Stuccos and One Coat Stuccos must be cured, dry and ready for a finish coat. Typical applications include the following steps:

- Base Color Application, typically Refinish Texture
- Stencil Application
- Finish Color Application, Usually Refinish, Spray, Perfect Textures or a combination
- Texturing to meet desired texture
- Accenting as needed with Vintique

Creating these looks is more art than science. You may find the need to vary the techniques to suit your particular project.


Typical Application



Select Mortar and Brick Color



Apply Mortar Color



Place Stencil



Apply and Texture Brick Color



Remove Stencil



Accent with Vintique if desired



P. O. Box 397

Fortson, GA 31808

800-755-0825

Technical 800-760-2861

www.masterwall.com

Information contained in this product data sheet conforms to the standard detail recommendations and specifications for the installation of Master Wall Inc. products and is presented in good faith. Master Wall Inc. assumes no liability, expressed or implied as to the architecture, engineering, or workmanship of any project. This information may be concurrent with, or superseded by other applicable documents, such as specifications and details. Contact Master Wall Inc. for the most current product information.