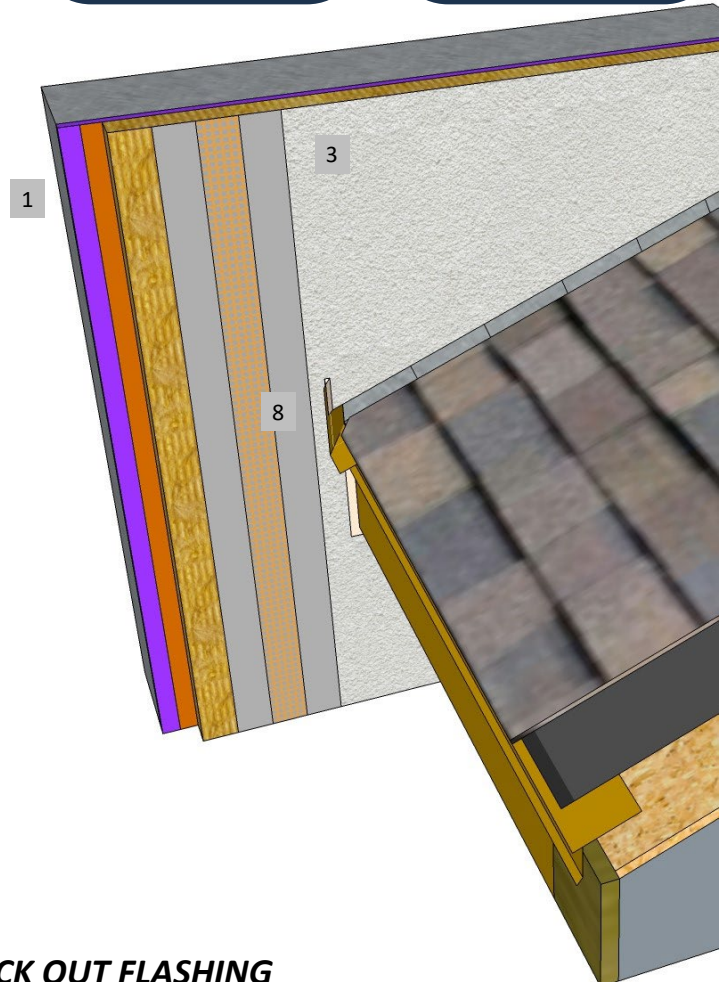
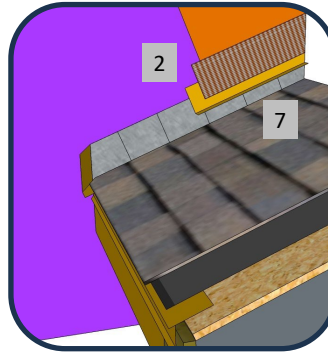
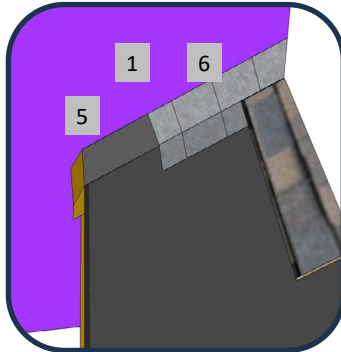
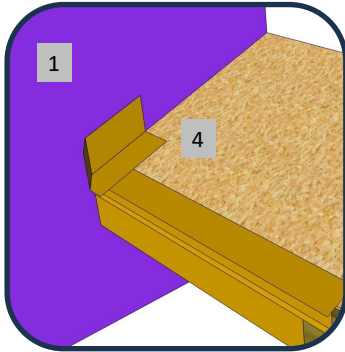




Master Wall Inc.
Building a Culture of Excellence

**ROLLERSHIELD DRAINAGE
CIFS® TYPE MW**

SYSTEM DETAIL



1. FRAMING & APPROVED SUBSTRATE
2. **ROLLERSHIELD AIR/WATER BARRIER – SEE SLOPED ROOF DETAIL**
3. **MASTER WALL ROLLERSHIELD DRAINAGE CIFS® TYPE MW APPLICATION**
4. PREFABRICATED ANGLED KICK OUT FLASHING, PREFERABLY SET IN SEALANT
5. TURN WATER BARRIER UP WALL 4" (102 MM) MIN.
6. STEP FLASHING, MINIMUM 4" (102 MM) HIGH BY 4" (102 MM) WIDE BY 7" (178 MM) LONG
7. L-SHAPED COUNTER FLASHING SHOWN SET 1-2" (25-51 MM) ABOVE ROOFLINE PER REGIONAL, NATIONAL OR BUILDING CODE REQUIREMENTS
8. SEAL KICK OUT FLASHING TO CIFS®

RDCIFSMW-40 KICK OUT FLASHING

M Master Wall Inc.
Building a Culture of Excellence

PO Box 397 · Fortson · GA · 31808 · 800-755-0825 · masterwall.com

These drawings relay the conceptual conditions of Master Wall® Systems and are not the construction drawings. Ultimately the design and detailing of an entire wall system is the responsibility of a professional. These details will guide the design professional in the use of Master Wall® Products. Master Wall disclaims design, warranty or construction intent or responsibility. **Bold or Brand Name = Master Wall® Product.** ©2025 Master Wall Inc.®